

MODEL "B"

"B" SERIES - BASIC DISPOSER				
TYPE	Model No.	HP	PH	Throat Size
REGULAR	B3-L	3	3	8.25"
	B5-L	5	3	8.25"
OFFSET	B3-O	3	3	8.25"
	B5-O	5	3	8.25"



"B" Series
Regular Design
8-1/4" Throat Size
(Shown)
Also available with:
Offset Throat Design

OPTIONAL FEATURES:

□ **ADAPTOR KITS:** Adaptor kits are available to allow installation of Master Disposers to virtually any sink or cone size or configuration. Refer to "**Adaptor Kit Selection Guide**" for specific kit model numbers.

PRODUCT INFORMATION:

□ **APPLICATION:** Heavy waste area of large kitchen. Ideal for rib, steak, or lobster houses and clam bars.

□ DESIGN AND CONSTRUCTION:

- Waste chamber design permits dual directional operation when used with reversing control or switch, doubling the life cycle of the shattering mechanism. Regular waste chamber available with a 8-1/4" throat size.
- Basic body components are cast gray iron, machined, primed and powder coated.
- 10-5/8" Diameter rotor/turntable with exclusive adjustable 45° angle and 6 integral impact breakers constructed of hardened ductile steel alloy for long life use. Matching 45° sizing ring with 24 grind teeth constructed of hardened ductile steel alloy.
- Bolt on threaded discharge flange for easy removal (2" pipe size).
- Stainless steel legs and feet, adjustable from 0" to 2".
- Disposer connects to Cone or Sink Assembly by means of a neoprene isolation sleeve and (2) stainless steel clamps.
- Offset Design: For maximum space utilization.

□ MOTOR:

- Reversing, continuous duty, 1725 RPM (1425RPM, 50Hz), full rated horsepower, double sealed, permanently lubricated ball bearings.
- Thermal overload protection with manual reset button (3 and 5 HP models only).
- Exclusive shaft extension with 3/4" wrench flats to externally de-jam foreign matter without special tools.
- Available in 3 & 5HP, 3Ph.
- Dual voltage winding: 208-230/460V, 60Hz; 208/415V, 50Hz

□ **CONTROLS: NOTE:** Electrical switches or control centers not included, must be selected as required.

□ PLUMBING:

- (1)3GPM @ 20PSIG, 1/2" NPT & (1)10GPM @ 20PSIG, 1/2"NPT
- 2" Drain line with trap
- **Not grease trap compliant**

□ ELECTRICAL:

- Please refer to electrical requirements on the last page.

Master Disposers

165 Independence Ct. Lancaster, PA 17601

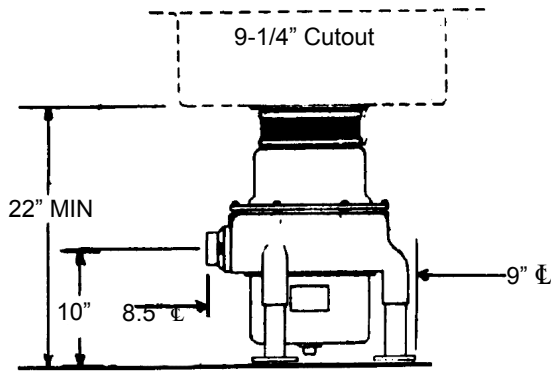
800-237-6628 x 181 Fax: 717-299-4131

www.masterdisposers.com

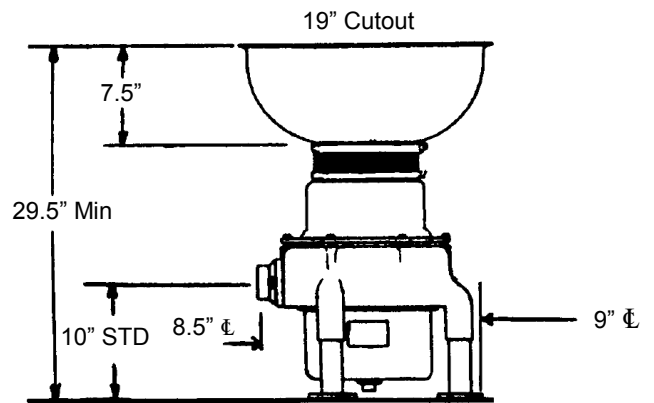
MODEL "B"

HP	THREE PHASE		THREE PHASE	
	Volts/60Hz	Amps	Volts/50Hz	Amps
3	208	9.5	208	10.6
	230	9.2		
	460	4.6		
5	208	14.5	208	19.4
	230	14		
	460	7.5		
7.5	208	23	N/A	N/A
	230	22		
	460	11		
10	208	30	N/A	N/A
	230	28		
	460	14		

8 1/4" SINK ADAPTOR 'SK'

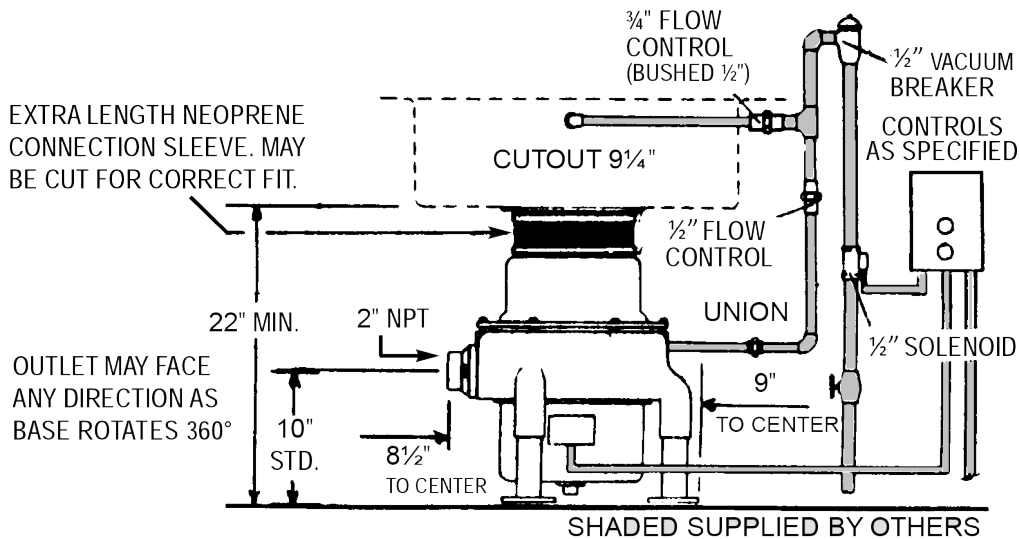


18" BOWL / CONE 'BC'



TYPICAL INSTALLATION

8 1/4" SINK ADAPTOR 'SK'



Master Disposers

165 Independence Ct. Lancaster, PA 17601

800-237-6628 x 181 Fax: 717-299-4131

www.masterdisposers.com